

## DOOR WARNING - MAINTENANCE PRACTICES

### 1. Description and Operation

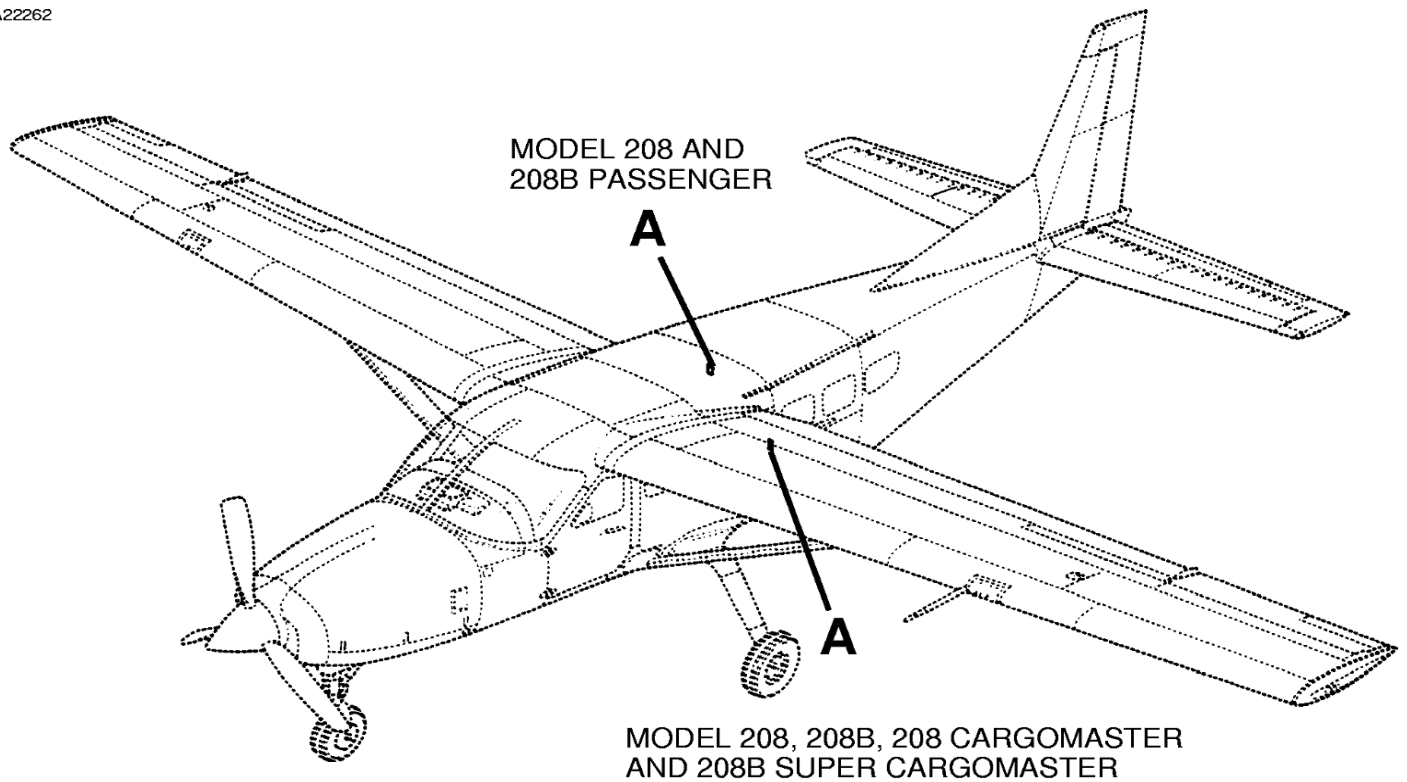
- A. A cabin door warning system is utilized to provide visual indication on the annunciator panel when the passenger door or cargo door are not securely latched and the battery switch is in the on position. The switches are located just forward of the passenger and cargo door on the forward side of the fuselage frames.

### 2. Passenger and Cargo Door Warning Switches Adjustment/Test

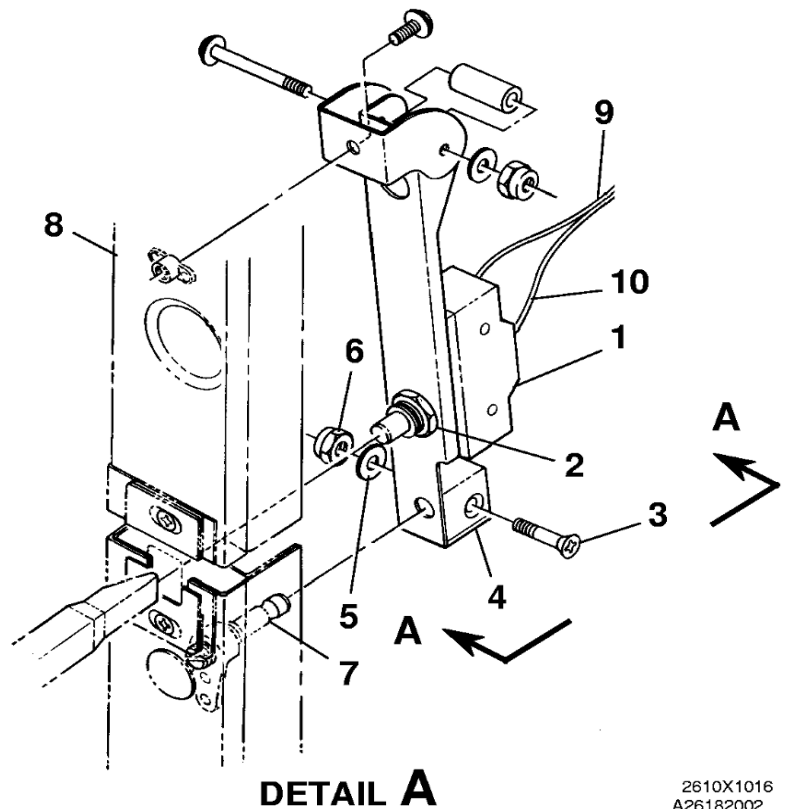
- A. Adjust Passenger and Cargo Door Warning Switches (Refer to Figure 201).
  - (1) Determine if passenger or cargo door warning switch is out of adjustment.
  - (2) Open passenger or cargo door to be adjusted.
  - (3) Remove plug button (12) in forward passenger or cargo door jamb (13).
  - (4) Position battery switch to ON.
  - (5) Insert a small screwdriver through hole in door jamb and turn adjustment screw (11) counterclockwise to move switch (1) aft. This will cause the light in the annunciator to extinguish sooner when moving the door latch handle from open to the locked position.
  - (6) Turn adjustment screw (11) clockwise to move switch (1) forward. This will cause the light in the annunciator to extinguish later when moving the door latch handle from open to the locked position.
  - (7) Adjust door.
    - (a) Close door and move latch handle towards the locked position. Door warning annunciator shall extinguish when handle lock ball is 1.50 to 2.12 inches between handle plunger and detent in catch plate. Adjust as required.
  - (8) After final adjustment, replace plug button (12) in door jamb.
  - (9) Position battery switch to OFF.

Figure 201 : Sheet 1 : Door Warning Switch Installation

A22262



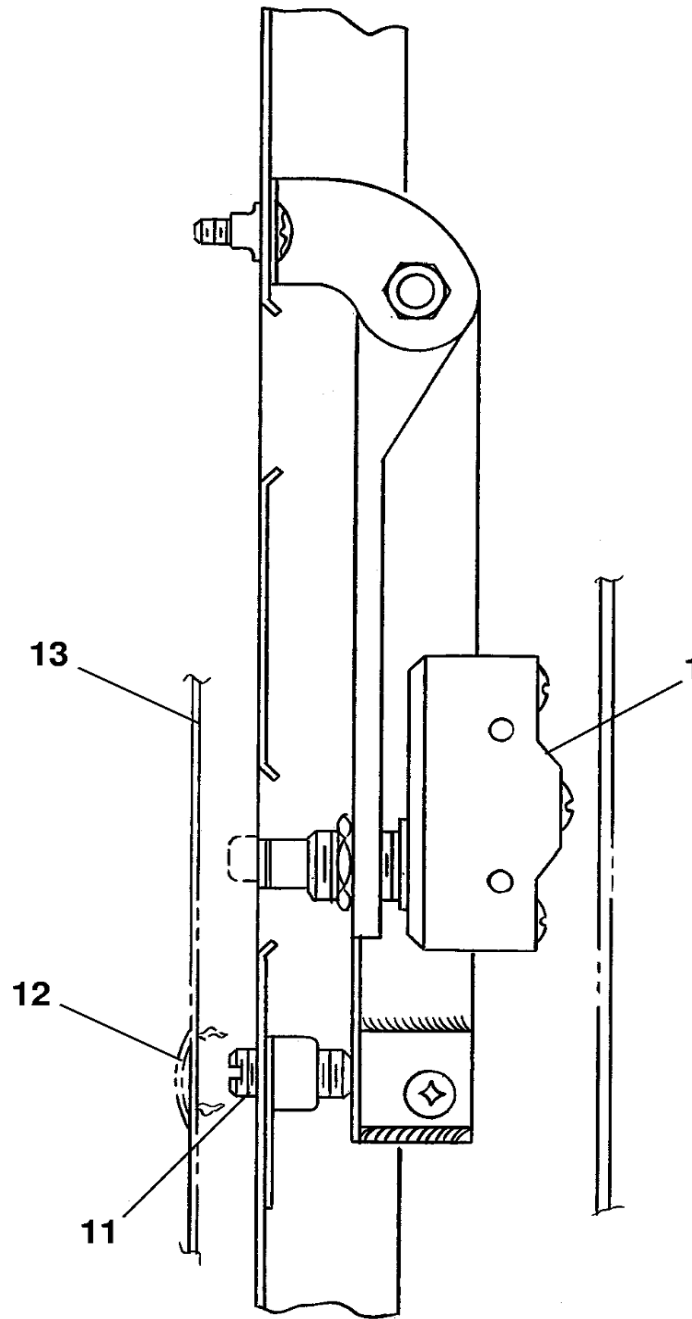
1. SWITCH
2. NUT
3. SCREW
4. BRACKET
5. WASHER
6. NUT
7. ADJUSTMENT SCREW SHAFT
8. DOOR FRAME
9. ELECTRICAL WIRE
10. ELECTRICAL WIRE



2610X1016  
A26182002

Figure 201 : Sheet 2 : Door Warning Switch Installation

A22263



**VIEW A-A**

TYPICAL

- 1. SWITCH
- 11. ADJUSTMENT SCREW
- 12. PLUG BUTTON
- 13. DOOR JAMB

AA26141053